
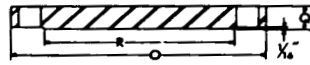

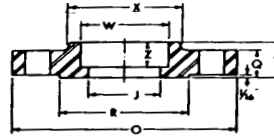


BLIND



SOCKET TYPE



REDUCING



1500 LB. FLANGES

2500 LF. FLANGES

Nominal Pipe Size	Outside Dia of flange	Minimum thickness of flange	Overall Length			Bolt Circle	No. and Size of Holes	O. D. of raised face	Nominal Pipe Size	Outside Dia of flange	Minimum thickness of flange	Overall Length			Bolt Circle	No. and Size of Holes	O. D. of raised face
			Welding neck	Slip-on & Socket welding	Lap Joint							Welding neck	Slip-on & Socket welding	Lap Joint			
	O	Q	Y			Dia	No. dia	R		O	Q	Y			Dia	No. dia	R
1.2"	121	22.3	60.3	31.8	31.8	82.5	4 22	35	1/2"	133.4	30.2	73.0	39.7	39.7	88.9	4 22	34.9
3/4"	130	25.4	69.8	34.9	34.9	89.0	4 22	43	3/4"	139.7	31.8	79.4	42.9	42.9	95.3	4 22	42.9
1"	149	28.6	73.0	41.3	41.3	101.5	4 25	51	1"	158.8	34.9	88.9	47.6	47.6	108.0	4 25	50.8
1.1/4"	159	28.6	73.0	41.3	41.3	111.0	4 25	64	1.1/4"	184.2	38.1	95.3	52.4	52.4	130.2	4 29	63.5
1.1/2"	178	31.8	82.6	44.4	44.4	124.0	4 29	73	1.1/2"	203.2	44.5	111.1	60.3	60.3	146.0	4 32	73.0
2"	216	38.1	101.6	57.2	57.2	165.0	8 25	92	2"	235.0	50.8	127.0	69.9	69.9	171.5	8 29	92.1
2.1/2"	244	41.3	104.8	63.5	63.5	190.5	8 29	105	2.1/2"	266.7	57.2	142.9	79.4	79.4	196.9	8 32	104.8
3"	267	47.7	117.5	73.0	73.0	203.0	8 32	127	3"	304.8	66.7	168.3	92.1	92.1	228.6	8 35	127.0
4"	311	54.0	123.8	90.5	90.5	241.5	8 35	157	4"	355.6	76.2	190.5	108.0	108.0	273.0	8 41	157.2
5"	375	73.1	155.5	104.8	104.8	292.0	8 41	186	5"	419.1	92.1	228.6	130.2	130.2	323.9	8 48	185.7
6"	394	82.6	171.4	119.1	119.1	317.5	12 38	216	6"	482.6	108.0	273.1	152.4	152.4	368.3	8 54	215.9
8"	483	92.1	212.7	142.9	142.9	393.5	12 45	270	8"	552.5	127.0	317.5	177.8	177.8	438.2	12 54	269.9
10"	584	108.0	254.0	158.8	177.8	482.5	12 51	324	10"	673.1	165.1	419.1	228.6	228.6	539.8	12 67	323.9
12"	673	123.9	282.9	181.0	219.1	571.5	16 54	381	12"	762.0	184.2	463.6	254.0	254.0	619.1	12 73	381.03
14"	749	133.4	298.4	--	241.3	635.0	16 60	413									
16"	826	146.1	311.2	--	260.4	705.0	16 67	470									
18"	914	162.0	327.0	--	276.2	774.5	16 73	538									
20"	984	177.8	355.4	--	292.1	832.0	16 80	584									
24"	1168	203.2	406.4	--	330.2	990.5	16 92	692									

WELDING NECK FLANGE BORES

Nom. Pipe Size	Outside Diam.	Light Wall 6	Sched. 20	Sched. 30	Std. Wall	Sched. 40	Sched. 60	Extra Strong	Sched. 80	Sched. 100	Sched. 120	Sched. 140	Sched. 160	Double Extra Strong
1/2"	0.840	.674	--	--	0.622	0.622	--	0.546	0.546	--	--	--	0.464	0.252
3/4"	1.050	.884	--	--	0.824	0.824	--	0.742	0.742	--	--	--	0.612	0.434
1"	1.315	1.097	--	--	1.049	1.049	--	0.957	0.957	--	--	--	0.815	0.599
1.1/4"	1.660	1.442	--	--	1.380	1.380	--	1.278	1.278	--	--	--	1.160	0.896
1.1/2"	1.900	1.682	--	--	1.610	1.610	--	1.500	1.500	--	--	--	1.338	1.100
2"	2.375	2.157	--	--	2.067	2.067	--	1.939	1.939	--	--	--	1.687	1.503
2.1/2"	2.875	2.635	--	--	2.469	2.469	--	2.323	2.323	--	--	--	2.125	1.771
3"	3.500	3.260	--	--	3.068	3.068	--	2.900	2.900	--	--	--	2.624	2.300
3.1/2"	4.000	3.760	--	--	3.548	3.548	--	3.364	3.364	--	--	--	--	2.728
4"	4.500	4.260	--	--	4.026	4.026	--	3.826	3.826	--	3.624	--	3.438	3.152
5"	5.563	5.295	--	--	5.047	5.047	--	4.813	4.813	--	4.563	--	4.313	4.063
6"	6.625	6.357	--	--	6.065	6.065	--	5.761	5.761	--	5.501	--	5.187	4.897
8"	8.625	8.329	8.125	8.071	7.981	7.981	7.813	7.625	7.625	7.437	7.187	7.001	6.813	6.875
10"	10.750	10.420	10.250	10.136	10.020	10.020	9.750	9.750	9.562	9.312	9.062	8.750	8.500	8.750
12"	12.750	12.390	12.250	12.090	12.000	11.938	11.626	11.750	11.374	11.062	10.750	10.500	10.126	10.750
14"	14.000	13.500	13.376	13.250	13.250	13.124	12.812	13.00	12.500	12.124	11.814	11.500	11.188	--
16"	16.000	15.500	15.376	15.250	15.00	15.00	14.688	15.000	14.312	13.938	13.564	13.124	12.812	--
18"	18.000	17.500	17.376	17.124	17.250	16.876	16.500	17.000	16.124	15.688	15.250	14.876	14.438	--
20"	20.000	19.500	19.250	19.000	19.250	18.812	18.376	19.000	17.938	17.438	17.000	16.500	16.062	--
24"	24.000	23.500	23.250	22.876	23.250	22.624	22.062	23.000	21.562	20.938	20.376	19.876	19.312	--
30"	30.000	29.376	29.000	28.750	29.500	--	--	29.000	--	--	--	--	--	--
36"	36.000	35.376	35.000	34.750	35.250	34.500	--	35.000	--	--	--	--	--	--
42"	42.000	--	--	--	41.250	--	--	41.000	--	--	--	--	--	--